

### Programmable Entry-level Edge Gateway



TG452 is an entry-level edge gateway designed for integrating your legacy and modern sensors, meters and controllers into one system, it has rich interfaces, including serial port RS232/RS485, digital input, digital output relay, analog input, CAN, Ethernet port RJ45, WIFI, GPS, which is a cost-effective solution for your applications like smart pole, remote asset monitoring, energy monitoring and management, water, waste water treatment, transportation, smart agriculture, etc.

TG452 supports 4G LTE/3G/2G cellular network, dual SIM or dual module for failover or load balance, WAN and WWAN failover, provides robust and reliable connectivity for your mission-critical industrial applications.

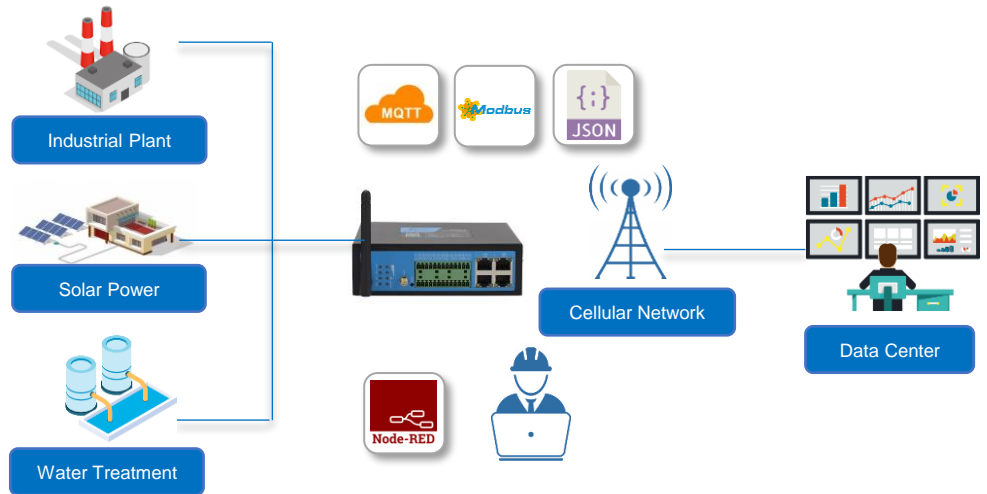
In addition, TG452 is designed based on OpenWrt Linux OS, allows the developers install their own application based on Node-Red, C/C++, Python or LUA with Bivocom SDK and API, which helps you to bring your IoT concept to reality easily and quickly.



### Key Features

1. OpenWrt based Linux OS, programmable via Node-Red environment, or C/C++, Python, LUA via SDK<sup>1</sup>
2. Global 4G LTE/3G/2G cellular network supported
3. Dual SIM or Dual Module supports failover or load balance mode<sup>2</sup>, auto switchover between wireless and wired WAN
4. Rich interfaces: 4-RJ45, 2-DI, 2-ADC, 2-RS232, 3-RS485, 1-TF card slot, 2-Relay, 1-CAN, WIFI(Optional), GPS(Optional)
5. Up to 32G(via Micro SD card) local data storage and backup
6. LTE/3G/PPPoE DHCP and static address connection
7. APN/VPDN, and multiple VPN protocols, IPsec, L2TP, PPTP, GRE and OpenVPN, to ensure secure data transmission
8. DHCP server, DHCP binding MAC address, DDNS, firewall, NAT, DMZ host, QoS, traffic analysis
9. MQTT, Modbus RTU/TCP, TCP/UDP, HTTP, SNMP protocols
10. SPI Firewall, Port Mapping, DMZ Mapping, ACL, IP-MAC binding and Clone function
11. Web UI, telnet & SSH CLI, AT Command configuration
12. Web upgrade, local and remote syslog, serial port output log
13. SMS commands, DMP(Device Management Platform)<sup>3</sup> for remote configuration and management

### Applications



### Success Cases



# Specifications

## System

- **CPU** 32-bit ARM Cortex A7
- **Flash** 1GB
- **Memory** 256MB DDR3

## Cellular Interfaces

- **Antenna Connector** 2 × 50 Ω SMA Female
- **SIM Slot** 1, or 2(DSSM, or DSDM, Option)
- **ESD Protection** 15KV

## Ethernet Interface

- **Ports** 4-RJ45 (1-WAN, 3-LAN or 3-LAN configurable)
- **Data Rates** 10/100 Mbps (Auto-Sensing), Auto MDI/MDIX
- **ESD Protection** 1.5KV

## Serial Interfaces

- **Connector** Terminal block, 3.5 mm female socket with lock
- **Ports** 2-RS232, 3-RS485
- **Baud Rate** 300bps to 230400bps
- **ESD protection** 8KV for RS232, 15KV for RS485

## Wi-Fi(Optional)

- **Antenna Connector** 1 × 50 Ω SMA Male
- **Standard** IEEE 802.11b/g/n, AP and Client modes
- **Transmission Rate** IEEE802.11b/g: Up to 54Mbps  
IEEE802.11n: Up to 300Mbps
- **Security** Open, WPA, WPA2, WPA/WPA2 Enterprise, Radius
- **Tx Power** 18dBm (11g), 21dBm (11b)
- **Rx Sensitivity** <-72dBm@54Mbps

## I/O

- **Connector** Terminal block, 3.5 mm female socket with lock
- **DI** 2-DI (0-30V Input)  
Status "0": 0-3V, status "1": 5-30V
- **DO** 2-Relay (Up to 5A and 30VDC/250VAC output)
- **ADC** 2 × 16-bit AD, supports 4-20mA current signal input, or 0-5V voltage signal input(Option)

## CAN

- **Port** 1

## External Storage

- **SD Card Slot Usage** 1x Micro SD interface, Up to 32G User Program, Data Storage and Firmware Upgrade

## GPS (Option)

- **Module** Built-in independent GPS Module
- **Antenna Connector** 1 × 50 Ω SMA Female

## Power Supply and Consumption

- **Connector** 2-pin with 3.5 mm terminal block
- **Standard Power** DC 12V/1.5A
- **Input Voltage** 5-35 VDC
- **Power Consumption** 280 ~ 330mA@12VDC
- **Idle Consumption** 220 ~ 265mA@12VDC

## Software

- **Network Protocols** PPP, PPPoE, SNMP v1/v2c/v3, TCP, UDP, DHCP, RIPv1/v2, OSPF, BGP, DNS, DDNS, HTTP, ARP, QoS, SNTP, Telnet, SSH
- **Serial Port** MQTT, Transparent (TCP Client/Server, UDP Client/Server), Modbus Gateway (Modbus RTU to Modbus TCP)
- **VPN Tunnel** IPsec/PPTP/L2TP/GRE/OpenVPN
- **Firewall** ACL/DMZ/Port Mapping/MAC Binding
- **Management** Web, CLI, SMS, Cloud DMP (Device Management Platform)
- **Reliability** WWAN and WAN Failover, Dual SIM/Dual Module Backup/Load Balance, Hardware & Software Watchdog
- **Secondary Development** OpenWrt based Linux OS, Node-Red, C/C++ Python, LUA and SDK

## Physical Characteristics

- **Ingress Protection** IP30
- **Housing & Weight** Metal, 630g(1.39lbs), without accessories
- **Dimensions** 145 x 114 x 45mm (5.71 x 4.49 x 1.77in)
- **Mounting** Desktop, DIN-Rail

## Environmental

- **Operating Temperature** -35°C to +75°C (-31°F to +167°F)
- **Storage Temperature** -40°C to +80°C (-40°F to +176°F)
- **Relative Humidity** 5% to 95% (non-condensing)
- **Ethernet Isolation** 1.5 kV RMS

## Others

- **Reset Button** 1
- **LED Indicators** Power, WIFI, System, Alarm, Online, Signal Strength
- **Built-in** Watchdog, RTC, Timer
- **Approvals<sup>4</sup>** CE\*, RCM\*, FCC\*, NBTC\*
- **Warranty Period<sup>5</sup>** Standard: 12 Months  
Extended: 2-5 Years

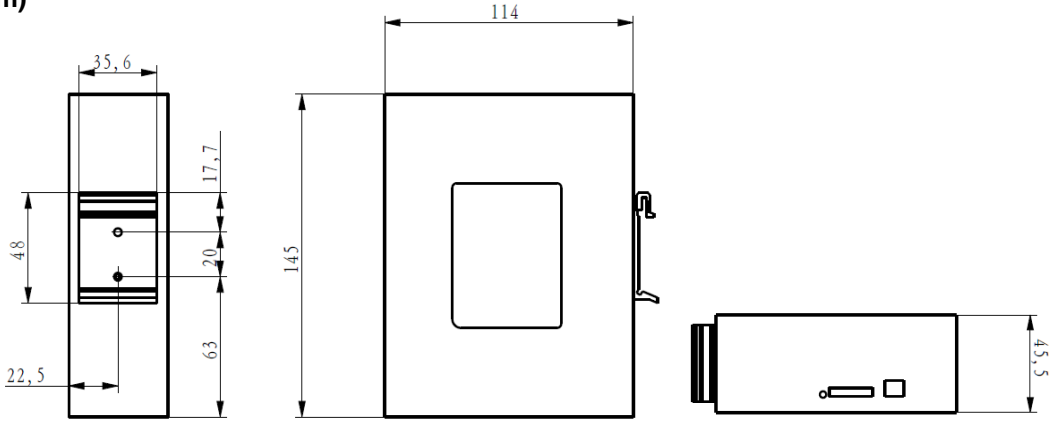
## Standard Package Content

- |    |   |       |
|----|---|-------|
| 1. | TG452 Gateway   | 1 PCS |
| 2. | Power Adapter(DC 12V/1.5A, EU/US/UK/AU plug optional) | 1 PCS |
| 3. | Mag-mount Cellular Antenna (SMA Male, 1 meter, 5dBi)  | 2 PCS |
| 4. | RS232 Cable (DB9 Female, 1 meter)                     | 1 PCS |
| 5. | Ethernet Cable(1 meter)                               | 1 PCS |
| 6. | 13-Pin Terminal Block                                 | 2 PCS |
| 7. | DIN-Rail mount kits                                   | 1 PCS |

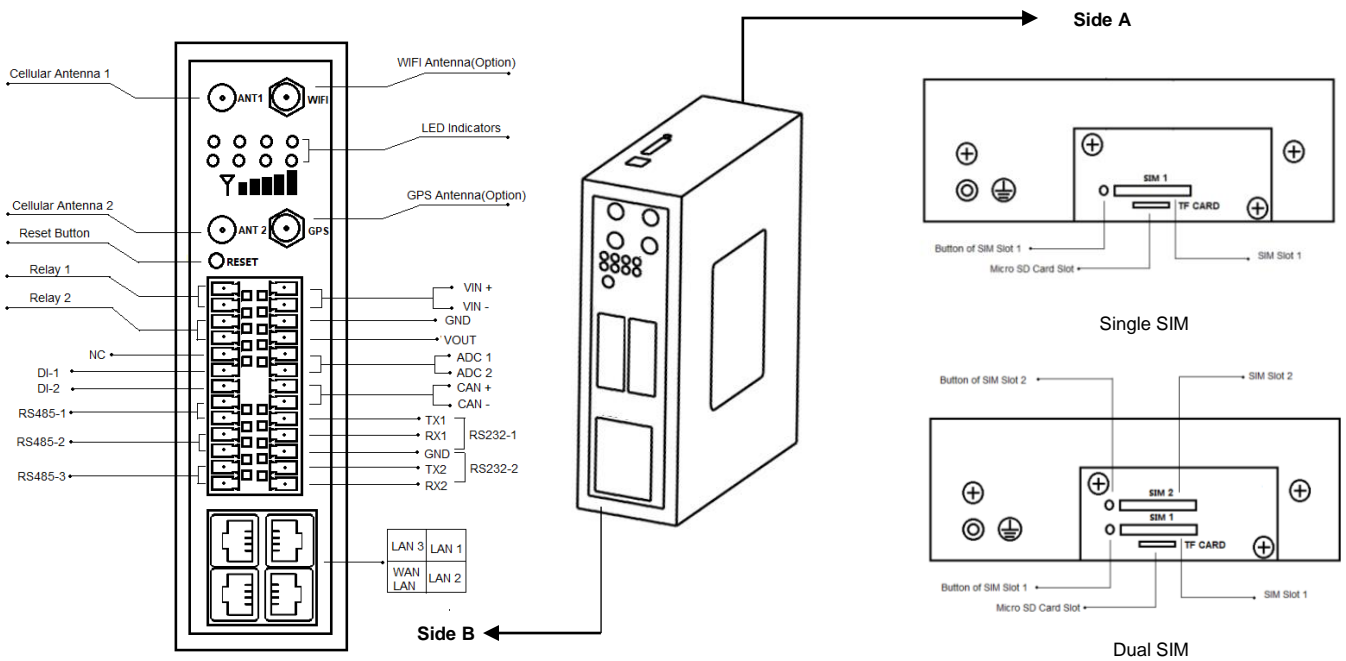
## Order Information

Model	Part Number	Description	Cellular Network	Frequency Band <sup>6</sup>
TG452-LF	TG452 - L<1><2> - <3>	4G Edge Gateway, 4-RJ45, 2-RS232, 3-RS485, 2-DI, 2-DO, 2-ADC, 1-SD, CAN	4G LTE 3G/WCDMA/UMTS/HSPA+ EDGE/GPRS	4G LTE CAT 4 • EMEA/Asia: B1/B3/B5/B7/B8/B20/B38/B40/B41 • ANZ/LATAM: B1/B3/B5/B7/B8/B28 • NA: B2/B4/B5/B12/B13/B14
<1>: Module for different cellular network, countries and regions <2>: DS=Dual SIM(Dual SIM on single module, failover) DM=Dual Module(Dual SIM on dual module, load balance) <3>: W=WIFI G=GPS(independent GPS module) 1=1GB Flash				
TG452-W	TG452 - W<2><3> - <4>	3G Edge Gateway, 4-RJ45, 2-RS232, 3-RS485, 2-DI, 2-DO, 2-ADC, 1-SD, CAN	3G/WCDMA/UMTS/HSPA+ EDGE/GPRS	Global: 800/850/900/1900/2100

## Dimensions(mm)




## Side Views



## Related Products

### Touch Screen Edge Gateway TG462S Series

- ✓ 7" HD Touch screen, QT programmable UI
- ✓ Rich I/O and customizable industrial protocols
- ✓ OpenWrt based Linux OS, Node-Red, C/C++, Python programmable
- ✓ Edge computing, up to local 32G local data storage



#### Note:

1. Customized firmware is required.
2. Dual SIM is optional feature, there has Dual SIM on Single Module(DSSM), Dual SIM on dual module(DSDM) to choose, DSSM mode supports failover, while DSDM supports load balance
3. There has a license fee for DMP.
4. \* Under progress
5. Price of the extended warranty will be different.
6. If you couldn't find the frequency band for your regions or have any questions, please contact Bivocom sales representatives for more information.
7. To save the earth, Bivocom doesn't print the user guide, if you need it, please go to Bivocom website to [download](#).